

**MODELS OF INTERFERENCE IN MONOCULTURES AND MIXTURES OF  
WHEAT (Triticum aestivum L.) AND  
QUACKGRASS (Elytrigia repens (L.) Nevski.)**

**BY**

**DOUGLAS HOWARD WILCOX**

**A Thesis  
Submitted to the Faculty of Graduate Studies  
In Partial Fulfilment of the Requirements  
for the Degree of**

**DOCTOR OF PHILOSOPHY**

**Department of Plant Science  
University of Manitoba  
Winnipeg Manitoba**

**© February 1995**


THE UNIVERSITY OF MANITOBA  
FACULTY OF GRADUATE STUDIES

The undersigned certify that they have read, and recommend to the Faculty of Graduate Studies for acceptance, a Ph.D. thesis entitled:

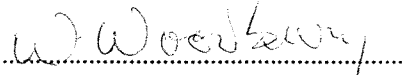
MODELS OF INTERFERENCE IN MONOCULTURES AND MIXTURES OF WHEAT (*TRITICUM AESTIVUM* L.) AND QUACKGRASS (*ELYTRIGIA REPENS* (L.) NEVSKI.)


Submitted by: DOUGLAS HOWARD WILCOX

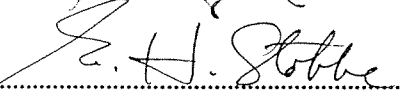
in partial fulfilment of the requirements for the Ph.D. Degree

  
.....  
Advisor

External Examiner  
Dr. Gilles Leroux  
Phytology Department  
University of Laval  
Pavillon Paul-Comtois, Ste-Foy, PQ


  
.....


  
.....


  
.....

.....  
Date of Oral Examination:..... June 13, 1995.....


The Student has satisfactorily completed and passed the Ph.D. Oral Examination.

  
.....  
Advisor

  
.....  
Chair of Ph.D. Oral

  
.....

  
.....

  
.....

.....  
(The signature of the Chair does not necessarily signify that the Chair has read the complete thesis.)

**THESIS COPYRIGHT LICENSE**

I, **DOUGLAS HOWARD WILCOX**, in the interest of facilitating research by others at the University of Manitoba (hereinafter referred to as the "University") and elsewhere, and in satisfaction of a condition to being awarded a master's or doctoral degree as a graduate student at the University, hereby grant a licence on the terms and conditions following to the University to reproduce my thesis, or any substantial part thereof, in any material form whatever, which this thesis is to be submitted in partial fulfilment of the requirements for the degree of **DOCTOR OF PHILOSOPHY**;

**Terms and Conditions**

1. This licence shall continue for the full term of the copyright or for so long as may be legally permitted.
2. The Universal Copyright Notice shall be contained in reproductions and copies made under the authority of this licence.
3. It shall be permissible for the University to submit reproductions and copies in any material form whatever to the National Library of Canada or like Institutions.
4. This licence does not permit the sale of unauthorized reproductions and copies at a profit, but it does permit the collection by the University or other Institutions concerned of charges covering actual reproduction and copying costs.
5. All reproductions and copies made under the authority of this licence shall bear a statement to the effect that the reproduction or copy in question has been made available by the authority of the copyright owner solely for the purpose of private study and research and may not be reproduced and copied except as permitted by the copyright laws and without written authorization from the copyright owner.
6. The effective date of this licence will be the date that the thesis is submitted to the University. (In exceptional cases where adequate cause can be shown to delay reproduction and copying, a request may be made by the Dean of Graduate Studies to restrict reproduction of copying of the thesis for a period of up to three years after its submission and the Dean, in consultation with the student's advisor, shall determine the period of restriction if any.)
7. I save harmless and indemnify the University for any liability, losses, damages and awards resulting from any actions, suits, demands or claims, respecting an alleged or proven copyright infringement by the contents of my thesis or respecting defamatory statements contained within my thesis, and arising from the exercise by the University of its rights hereunder.

Signed and sealed this 12 day of September 1995.

Sept 12, 1995  
(Date)

[Signature] (Seal)  
(Signature of Student)

Student Number: 5109024

\_\_\_\_\_  
(Witness)

**QUOTE**

*"When it has been necessary to enter upon a study of our most notorious weeds (e.g. Quackgrass and Canada Thistle) the investigator has found himself faced with a vast amount of literature on control, a surprisingly small part of which consists of fundamental research or even a critical study of the plant in question."*

William F. Tildesley, 1933

- opening paragraph from his University of  
Manitoba M.Sc. Thesis.

## ACKNOWLEDGMENTS

I wish to extend my sincere gratitude to the many people and institutions who made this study possible. I would like to especially thank:

- My supervisor, Dr. Ian Morrison, for his unfaltering support of this research, and of me, when my thesis writing dragged on and on after employment;
- Dr. P. Jolliffe, Dr. E. Stobbe, Dr. N. Kenkel and Dr. W. Woodbury for their comments and constructive criticism;
- The Canadian Wheat Board for supporting me with a Fellowship Award;
- The many technicians and summer students who assisted in the back-breaking and mind-numbing labour involved in collecting the raw data essential for this study;
- The many producers who allowed me to conduct destructive quackgrass surveys and experiments on their farms;
- My fellow graduate students for their assistance and fellowship;
- My parents for their financial sacrifice and moral support over my many years at University;
- Finally, my wife Wanda and son Patrick to whom I owe an enormous debt for their support and sacrifice during my studies.

## TABLE OF CONTENTS

	<u>Page</u>
THESIS APPROVAL .....	ii
THESIS COPYRIGHT LICENSE .....	iii
QUOTE .....	iv
ACKNOWLEDGMENTS .....	v
TABLE OF CONTENTS .....	vi
LIST OF TABLES .....	xii
LIST OF FIGURES .....	xiv
ABSTRACT .....	xvii
FOREWORD .....	xix
INTRODUCTION .....	1
LITERATURE REVIEW .....	4
WEED CENTRED MANAGEMENT .....	4
PLANT CHARACTERIZATION .....	5
Characteristics of the Ideal Weed .....	5
Growth Analysis .....	7
Conventional Growth Analysis .....	7
• Conventional Analysis Growth Indices .....	8
Yield Component Analysis .....	9

Sub-organismal Demographic Analysis . . . . .	9
Allometry . . . . .	10
Vegetation Sampling . . . . .	12
Quadrat Size, Shape and Numbers . . . . .	12
Survey Methods . . . . .	14
PLANT INTERFERENCE . . . . .	16
Terminology . . . . .	16
Interaction Types . . . . .	16
Interference vs. Competition . . . . .	17
Considerations . . . . .	19
Proximity Factors . . . . .	21
• Importance of Space . . . . .	21
• Domain Models . . . . .	23
• Agricultural Studies . . . . .	24
• Impact of Aggregation . . . . .	27
Plant Size . . . . .	28
• Importance . . . . .	28
• Mathematical Expression . . . . .	28
• Distributions and Influencing Factors . . . . .	29
Self Thinning . . . . .	32
• Mathematical Expression . . . . .	33
• Influencing Factors . . . . .	34
• Criticisms . . . . .	34
Approaches and Quantification . . . . .	35
Experimental Designs . . . . .	35
• Additive Experiments . . . . .	36
• Substitutive Experiments: Replacement Series Design . . . . .	37
• Substitutive Experiments: Additive Series Design . . . . .	38
• Substitutive Experiments: Diallel Design . . . . .	38
• Systematic Experiments: Nelder Design . . . . .	39
• Systematic Experiments: Addition Series Design . . . . .	39
• Neighbourhood Experiments: Partitioning Design . . . . .	40
• Neighbourhood Experiments: Proximity Design . . . . .	41
Indices of Interference and Combined Yield . . . . .	41
• Dew's Index of Competition . . . . .	43
• Relative Crowding Coefficient . . . . .	45

• Competition Index . . . . .	45
• Coefficient of Aggressivity . . . . .	46
• Competitive Ratio . . . . .	47
• Relative Yield Total / Land Equivalence Ratio . . . . .	47
• Relative Resource Total . . . . .	48
• Index of Competitive Ability . . . . .	49
• Relative Competitive Ability and Niche Differentiation Index . . . . .	50
• Relative Monoculture and Relative Mixture Response . . . . .	51
MODELLING . . . . .	52
Terminology . . . . .	52
Evaluation . . . . .	54
Models of Intraspecific Interference . . . . .	56
Models of Quackgrass Intraspecific Interference . . . . .	59
Models of Interspecific Interference . . . . .	59
Models of Quackgrass Interspecific Interference . . . . .	61
QUACKGRASS . . . . .	64
SYNTHESIS . . . . .	66
MANUSCRIPT 1 . . . . .	68
Interference Modelling of Wheat ( <i>Triticum aestivum</i> ) and Quackgrass ( <i>Elytrigia repens</i> ) Grown in an Additive Series . . . . .	69
Abstract . . . . .	69
INTRODUCTION . . . . .	70
MATERIALS AND METHODS . . . . .	72
Experimental Design . . . . .	72
Bivariate Analysis . . . . .	77
Revised Synthetic No-Interaction Analysis . . . . .	77
Indices . . . . .	79
Reciprocal Yield Ratio . . . . .	79
Relative Monoculture and Relative Mixture Response . . . . .	79
RESULTS AND DISCUSSION . . . . .	80
Bivariate Analysis . . . . .	80
Revised Synthetic No-Interaction Analysis . . . . .	82
Indices . . . . .	85



Reciprocal Yield Ratio . . . . .	85
Relative Monoculture and Relative Mixture Response . . . . .	88
Conclusions . . . . .	94
MANUSCRIPT 2 . . . . .	96
Models of Quackgrass ( <i>Elytrigia repens</i> ) Interference in Spring Wheat ( <i>Triticum aestivum</i> ) . . . . .	97
INTRODUCTION . . . . .	98
MATERIALS AND METHODS . . . . .	100
Survey Data . . . . .	100
Validation Survey Data . . . . .	104
Model Development and Selection . . . . .	106
Component Analysis . . . . .	108
RESULTS AND DISCUSSION . . . . .	109
Survey Data . . . . .	109
Model Development and Selection . . . . .	112
Component Analysis . . . . .	120
MANUSCRIPT 3 . . . . .	127
Allometry in Quackgrass ( <i>Elytrigia repens</i> ) Infesting Spring Wheat ( <i>Triticum aestivum</i> ) . . . . .	128
Abstract . . . . .	128
INTRODUCTION . . . . .	129
MATERIALS AND METHODS . . . . .	132
Survey Data . . . . .	132
Model Development and Selection . . . . .	134
Auto-Regressions . . . . .	134
Allometric Relationships . . . . .	135
RESULTS AND DISCUSSION . . . . .	136
Auto-Regressions . . . . .	136
Allometric Relationships . . . . .	137
MANUSCRIPT 4 . . . . .	148

A Deterministic Empirical Model of Quackgrass ( <u>Elytrigia repens</u> )	
Interference in Spring Annual Crops .....	149
Abstract .....	149
INTRODUCTION .....	150
MATERIALS AND METHODS .....	153
Spreadsheet Model Design .....	153
Modelling Approach .....	153
Annual Model System .....	154
Spreadsheet Model Assumptions .....	156
Multi-Year Model System .....	162
Spreadsheet Model Temporal Linkage Assumptions .....	162
Model Simulations .....	167
Sensitivity Analysis .....	168
RESULTS AND DISCUSSION .....	168
Quackgrass Infestation .....	169
Crop Rotations .....	171
Herbicide Impact .....	172
Sensitivity Analysis .....	174
Validation .....	174
Suggested Future Enhancements .....	175
Summary .....	177
GENERAL DISCUSSION .....	179
SUMMARY AND CONCLUSIONS .....	188
Suggestions For Further Work .....	190
LITERATURE CITED .....	194
APPENDIX 1 .....	218
Modelling Light Transmittance and Light Use Efficiency in Wheat	
( <u>Triticum aestivum</u> ) and Quackgrass ( <u>Elytrigia repens</u> )	
Grown in an Additive Series .....	219
Abstract .....	219
INTRODUCTION .....	221

MATERIALS AND METHODS .....	222
Experimental Design .....	222
Light Transmittance .....	223
Light Use Efficiency .....	224
RESULTS AND DISCUSSION .....	226
PAR Transmittance .....	226
Light Use Efficiency .....	232
APPENDIX 2 .....	237
Climatic data for the University of Manitoba, Portage la Prairie, Research Station (latitude 49° 56' N, longitude 97° 14' W) during the growing seasons of 1987, 1988 and 1989. ....	237
APPENDIX 3 .....	244
Water Use and Water Use Efficiency (WUE) in the Additive Series Experiment. ....	244
Experimental Design .....	244
Water Use .....	245
Results and Discussion .....	248
APPENDIX 4 .....	254
Soil Nutrient Change in the Soil Beneath Treatments of the Additive Series Experiment. ....	254
Experimental Design .....	255
Nutrient Use .....	255
Results and Discussion .....	256
APPENDIX 5 .....	261
Quackgrass Spreadsheet (Lotus 123 v.3.1) Model Cell Format Codes ...	261

## LIST OF TABLES

	<u>Page</u>
Table 1. Some of the practical relative merits and limitations of various general experimental approaches used to investigate weed interference. . . . .	42
Table 2. List of symbols used in formulae to derive indices of interference and combined yield. . . . .	44
Table 3. Mean yields and standard errors of means for the pooled 1987 and 1988 wheat- quackgrass additive series variables on a per area basis. . . . .	81
Table 4. Mean yields and standard errors for the pooled 1987 and 1988 wheat-quackgrass additive series variables on a per plant basis. . . . .	83
Table 5. Derived parameters and statistics from models* fit to pooled 1987 and 1988 per plant variable data from the wheat-quackgrass additive series . . . . .	86
Table 6. Calculated niche differentiation indices (NDI) for the different mixture proportions and variables from the wheat-quackgrass additive series. . . . .	87
Table 7. Calculated relative monoculture (R <sub>m</sub> ) and relative mixture (R <sub>x</sub> ) values of the pooled 1987 and 1988 variables from the wheat-quackgrass additive series. . . . .	93
Table 8. Site characteristics of the dynamic stratified random sampled sites. . . . .	101
Table 9. Variable abbreviations used in the manuscript. . . . .	105
Table 10. Mean and standard error of mean (SEM) for the wheat and quackgrass variables from the pooled stratified random sampled surveys. . . . .	111
Table 11. Parameter estimates, associated R <sup>2</sup> values and model invariance F-values for selected variables from the pooled random sampled surveys. . . . .	114
Table 12. Parameter estimates, associated R <sup>2</sup> values and model invariance F-values for selected variables from the pooled baseline stratified random sampled surveys. . . . .	117
Table 13. Mean and standard error of mean (SEM) for the wheat and quackgrass variables from samples grouped into high (Q <sub>H</sub> ) and low (Q <sub>L</sub> ) quackgrass infestations. . . . .	121

Table 14. Partitioning of yield variation as a percentage of the total SS for relative wheat yield. . . . .	122
Table 15. Combined analysis of net dry matter partitioning among quackgrass vegetative and reproductive components at wheat harvest <sup>a</sup> . . . . .	124
Table 16. Description of quackgrass variable abbreviations. . . . .	133
Table 17. Parameter estimates and associated R <sup>2</sup> values for selected temporal auto-regressions for quackgrass from the pooled stratified random surveys. . . . .	138
Table 18. Parameter estimates and associated R <sup>2</sup> values for selected quackgrass allometric relationships at approximately 30 days after planting wheat. . . . .	140
Table 19. Parameter estimates and associated R <sup>2</sup> values for selected quackgrass allometric relationships at approximately 60 days after planting wheat. . . . .	141
Table 20. Parameter estimates and associated R <sup>2</sup> values for selected quackgrass allometric relationships at approximately 93 days after planting wheat (wheat harvest). . . . .	142
Table 21. Parameter estimates and associated R <sup>2</sup> values for selected quackgrass allometric relationships at wheat harvest from the pooled baseline stratified random surveys. . . . .	144
Table 22. Spreadsheet model derived crop yield loss value and final quackgrass infestations at selected initial quackgrass infestations after 3 years of selected management practices. . . . .	170
Table 23. Sensitivity values for various spreadsheet model year two output predictions in response to reducing input parameters by 10% (top value) or 20 % (bottom value). . . . .	176
Table 24. Wheat-quackgrass additive series light use efficiency (LUE) values calculated using selected variables. . . . .	233
Table 25. Soil physical properties at the site of the wheat-quackgrass additive series experiment. . . . .	247
Table 26. Wheat-quackgrass replacement series water use efficiency (WUE) values calculated for selected yield variables. . . . .	252
Table 27. Average available nitrate nitrogen in the soil beneath each treatment of the wheat-quackgrass additive series in 1987 and 1988. . . . .	257
Table 28. Average available phosphorus in the soil beneath each treatment of the wheat-quackgrass additive series in 1987 and 1988. . . . .	258
Table 29. Average available potassium in the soil beneath each treatment of the wheat-quackgrass additive series in 1987 and 1988. . . . .	259

## LIST OF FIGURES

	<u>Page</u>
Figure 1. A generalized illustration of the interconnectiveness of various population characteristics towards determining a subpopulation's ultimate potential for interference. . . . .	20
Figure 2. Diagram illustrating the relative areas of each of the total stand densities used in the wheat quackgrass additive series. . . . .	74
Figure 3. Diagram illustrating the plant arrangement at each of the mixture proportions in the wheat-quackgrass additive series. . . . .	75
Figure 4. The interpolated wheat reproductive effort as additive ( $Y_p$ ), monoculture ( $Y_m$ ), and mixture ( $Y_x$ ) functions derived from wheat-quackgrass additive series experiments. . . . .	89
Figure 5. The interpolated quackgrass reproductive effort as additive ( $Y_p$ ), monoculture ( $Y_m$ ) and mixture functions derived from wheat-quackgrass additive series experiments. . . . .	90
Figure 6. The interpolated quackgrass fecundity as additive ( $Y_p$ ), monoculture ( $Y_m$ ), and mixture ( $Y_x$ ) functions derived from wheat-quackgrass additive series experiments. . . . .	91
Figure 7. A generalized illustration of the "checkerboard" sampling pattern used in the dynamic stratified random sampling grid. . . . .	103
Figure 8. Diagrammatic representation of the annual model system considered in development of the spreadsheet model, including life history variables and fluxes. . . . .	155
Figure 9. An illustration of the relationship between crop yield and density of quackgrass shoots 30 days after planting for wheat, flax and polish canola. . . .	161
Figure 10. Diagrammatic representation of the overwinter linkage model system considered in development of the spreadsheet model (adapted from Fawcett, 1985). . . . .	163

Figure 11. Example of the quackgrass spreadsheet model input screen. . . . . 165

Figure 12. Example of the quackgrass spreadsheet model output screen. . . . . 166

Figure 13. Cumulative incident light (pyranometer sensor) received by the wheat-quackgrass additive series experiments at Portage la Prairie, Manitoba, in 1987 and 1988. . . . . 225

Figure 14. Photosynthetically active radiation (PAR) transmittance dynamics of the various mixture proportions and total stand densities in the 1987 wheat-quackgrass additive series experiment. . . . . 228

Figure 15. Photosynthetically active radiation (PAR) transmittance dynamics of the various mixture proportions and total stand densities in the 1988 wheat-quackgrass additive series experiment. . . . . 229

Figure 16. Seasonal subseries graph illustrating mean air temperatures recorded during the growing seasons of 1987, 1988, and 1989, relative to a 30 year (sic) average. . . . . 238

Figure 17. Seasonal subseries graph illustrating minimum air temperatures recorded during the growing seasons of 1987, 1988, and 1989, relative to a 30 year (sic) average. . . . . 239

Figure 18. Seasonal subseries graph illustrating maximum air temperatures recorded during the growing seasons of 1987, 1988, and 1989, relative to a 30 year (sic) average. . . . . 240

Figure 19. Seasonal subseries graph illustrating the mean daily soil temperature (at 10cm depth, below lawn) during the growing seasons of 1987, 1988, and 1989, at the Portage Research Station. . . . . 241

Figure 20. Seasonal subseries graph illustrating mean monthly precipitation recorded during the growing seasons of 1987, 1988, and 1989 relative to a 30 year (sic) average. . . . . 242

Figure 21. Seasonal subseries graph illustrating the mean daily solar radiation (400-1100nm) recorded during the growing seasons of 1987, 1988, and 1989, at the Portage Research Station. . . . . 243

Figure 22. Calibration line for the neutron probe developed for range 10 of the Portage Research Station. Each point is the mean of at least three soil samples. . . . . 246

Figure 23. Growing season volumetric water content in relation to soil depth beneath 3 treatments of the wheat-quackgrass additive series at the Portage Research Station in 1987. . . . . 250

Figure 24. Growing season volumetric water content in relation to soil depth beneath  
3 treatments of the wheat-quackgrass additive series at the Portage Research  
Station in 1988. . . . . 251